

Liberty Park


LOGICOR.EU

Lichfield 150 & 80

Lichfield, WS14 9HY

Brand new industrial / warehouse units
Design & build 80,000 - 150,00 sq ft

Delivery within 12 months



LOGICOR

STOFORD

Birmingham
M6 Toll /M42

HOWDENS

CEP

HEXIS

Tippers

Lichfield Trent Valley

A38

Liberty Park
Lichfield 150 & 80

NTG Ebrex

SSS

AX

A5127

Liberty Park Lichfield 150 & 80

13.4%

Average earnings is lower than the national average

1,063,246

Potential workforce within 30 minutes' drive of Lichfield, Burton & Birmingham

21.2%

Of Staffordshire is employed in process, plant, machinery and elementary jobs

72.8%

Of the population have a NVQ level 2 and above

Located in the heart of the Midlands, Liberty Park Lichfield is situated approximately 16 miles north of Birmingham fronting the A38 and a few minutes' walk from Lichfield Trent Valley train station.

Source: Nomis

Built for sustainability

Logicor is committed to sustainable development and future proofing the development. All buildings will benefit from a market leading specification, targeting BREEAM 'Excellent' and an EPC rating of an 'A'. The development will be located within 200 meters of two train stations, offering the potential to reduce the carbon footprint of the workforce.



EPC targeting
'A rating'



BREEAM targeting
'excellent'



LED
lighting



Grey water
recycling



Solar
shading



Electric vehicle charging
points in the car parks



10% rooflights to
warehouse roof



Air source
heat pumps



Cycle parking to encourage
sustainable travel



PV
panels



Net Zero Carbon in
Operation of Base Build

Lichfield 150 & 80

A two unit scheme is available offering an 80,000 sq ft unit and a 150,000 sq ft unit on a build to suit basis.



Accommodation

Unit	Warehouse Sq Ft	Office Sq Ft	Total Sq Ft
150	140,000	10,000	150,000
80	76,000	4,000	80,000

*Gross internal areas

Specification

- EPC targeting 'A rating'
- BREEAM targeting 'excellent'
- 10% roof lights
- EV charging
- Significant power available
- Up to 15m clear internal height
- Two & Three storey offices
- Up to 23 dock loading doors
- Up to 200 total car parking spaces
- Up to 7 level access doors
- 50m yard depth
- Up to 34 HGV parking spaces



SAT NAV: WS14 9HY WHAT3WORDS: STOLE.TOWARD.DISH

Logicor

Logicor provides the real estate which enables the flow of trade vital to everyday life.

We own, manage and develop logistics real estate in key transportation hubs and close to major population centres across Europe.

Our real estate and the strength of our network enables our customers' goods to move through the supply chain and into society, every day.

Network

We're on the ground, in the right strategic places. Over 300 dedicated professionals, operating in 19 offices across Europe, leveraging our local knowledge and relationships to advise on and support our customers' needs, delivering value and advantage every step of the way.


Flexible real estate


We have a broad portfolio of properties, including multi-let and big box, to support industries that everyday life depends on. From entrepreneurial food and drink retailers, to e-commerce giants, and global distributors, we provide the ability for them to flex and scale to their needs and benefit from the operational agility and efficiencies this brings.


Prime logistics location

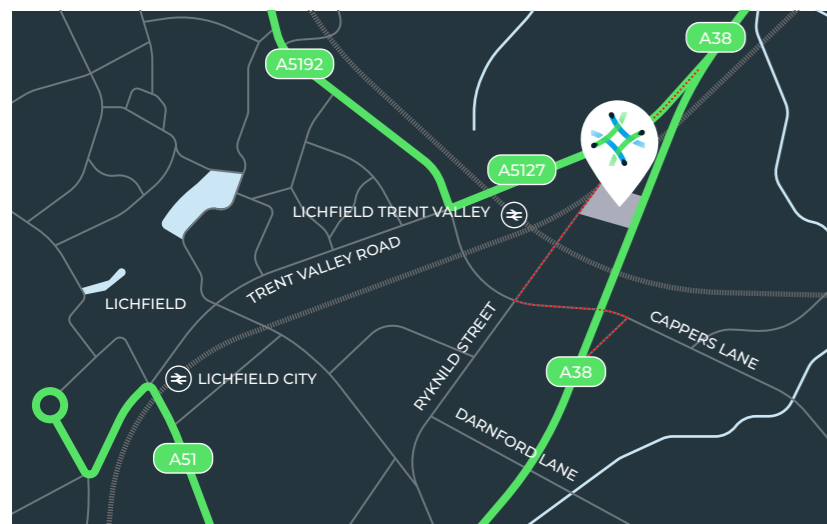
Liberty Park Lichfield is situated approximately 16 miles north of Birmingham. It is also well connected to the M6 Toll (Junctions T4 and T5). The site provides excellent access to the A38 and then to the Midlands motorway and major trunk road network.

The scheme is also situated a short walk from Lichfield Trent Valley Train Station providing direct services to London, Birmingham city centre and surrounding areas.

	miles	mins
M42 J10	12	14
M6 J11	14	18
M6 / M5 Interchange	23	26
Birmingham City Centre	19	30

	miles	mins
Birmingham Airport	21	25
East Midlands Airport	30	35

	mins
Birmingham New Street	37
London Euston	1 hr 35



Anthony McCluskie - Logicor

“Our broad portfolio covers large logistics and distribution centres for global businesses, to smaller industrial units, suitable for a range of uses, in the right strategic places across the UK. Liberty Park Lichfield provides the opportunity to design and build up to 283,000 sq ft of modern and sustainable warehouse space, in the heart of the Midlands.”



Luke Thacker - CBRE

“ Liberty Park Lichfield is positioned strategically just 16 miles north of Birmingham, and is well connected to the M6 Toll. The site has excellent access to the A38, Midlands motorway and major motorway network.”

Please contact us for further information:

CBRE
0121 616 5555
www.cbre.co.uk

**AVISON
YOUNG**
024 7663 6888

STOFORD

Luke Thacker
luke.thacker@cbre.com
+44 (0) 7733 308 558

Robert Rae
robert.rae@avisonyoung.com
+44 (0) 7860 398 744

Peter Monks
peter.monks@cbre.com
+44 (0) 7766 504 989

Chris Hobday
chris.hobday@avisonyoung.com
+44 (0) 7552 558 551

LIBERTYPARKLICHFIELD.CO.UK

Liberty Park
Lichfield, WS14 9HY



Fourth Floor,
30 Broadwick Street,
London, W1F 8JB

LOGICOR.EU
ukenquiries@logicor.eu